




- **Miniature Size**
- **High Reliability**
- **Low Ripple**
- **Output and Input proportional**
- **Output and Input Isolation(<500V)**
- **OEM customization available**



11x11x11

INTRODUCTION

Wisman's BA series is the Micro-module with Voltage of 100v~10kv. The output power ranges from 0.5W to 1.25W. The BA series is a miniaturized, high-reliability module that is the most ideal choice for customers who require volume and weight. The output voltage of the BA series is linearly proportional to the input voltage. Output is isolated from Input.

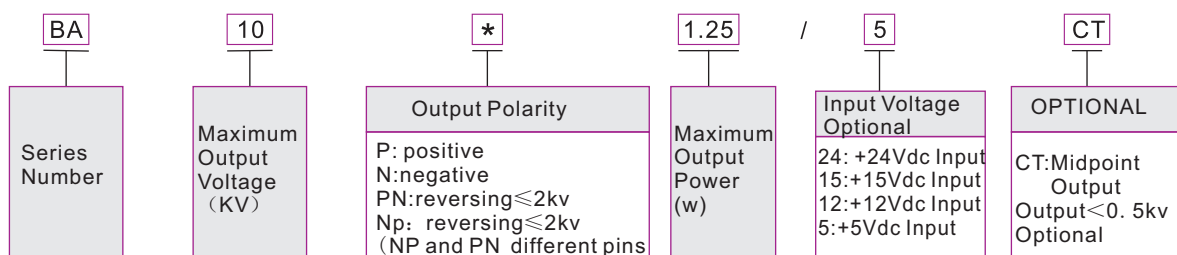
TYPICAL APPLICATION

Photomultiplier Tube ,Electrophoresis,Printer,Capacity charger,Continuous Ion Beam,Flammability tests

BA SELECTION TABLE

kV	mA	P(W)	MODEL	RIPPLE	CT(OPTIONAL)	kV	mA	P(W)	MODEL	RIPPLE	CT(OPTIONAL)	kV	mA	P(W)	MODEL	RIPPLE
0.1	5.00	0.5	BA0.1*0.5	<1.000%	±0.05	0.5	1.000	0.5	BA0.5*0.5	<0.150%	±0.25	2	0.25	0.5	BA2*0.5	<0.250%
	12.50	1.25	BA0.1*1.25	<2.500%	±0.05		2.500	1.25	BA0.5*1.25	<0.625%	±0.25		0.625	1.25	BA2*1.25	<1.00%
0.15	3.33	0.5	BA0.15*0.5	<0.500%	±0.075	0.6	0.833	0.5	BA0.6*0.5	<0.100%	±0.3	2.5	0.200	0.5	BA2.5*0.5	<0.500%
	8.33	1.25	BA0.15*1.25	<1.125%	±0.075		2.083	1.25	BA0.6*1.25	<0.500%	±0.3		3	0.167	0.5	BA3*0.5
0.2	2.50	0.5	BA0.2*0.5	<0.250%	±0.1	0.7	0.714	0.5	BA0.7*0.5	<0.250%	±0.35	4	0.125	0.5	BA4*0.5	<0.500%
	6.25	1.25	BA0.2*1.25	<1.125%	±0.1		1.786	1.25	BA0.7*1.25	<0.625%	±0.35		5	0.100	0.5	BA5*0.5
0.25	2.00	0.5	BA0.25*0.5	<0.250%	±0.125	0.8	0.625	0.5	BA0.8*0.5	<0.300%	±0.4	6	0.083	0.5	BA6*0.5	<1.000%
	5.00	1.25	BA0.25*1.25	<1.125%	±0.125		1.563	1.25	BA0.8*1.25	<1.00%	±0.4		8	0.063	0.5	BA8*0.5
0.3	1.67	0.5	BA0.3*0.5	<0.250%	±0.15	0.9	0.556	0.5	BA0.9*0.5	<0.250%	±0.45	10	0.050	0.5	BA10*0.5	<1.000%
	4.167	1.25	BA0.3*1.25	<1.125%	±0.15		1.389	1.25	BA0.9*1.25	<1.00%	±0.45					
0.35	1.429	0.5	BA0.35*0.5	<0.250%	±0.175	1	0.5	0.5	BA1*0.5	<0.250%	/					
	3.571	1.25	BA0.35*1.25	<1.125%	±0.175		1.25	1.25	BA1*1.25	<1.00%	/					
0.4	1.25	0.5	BA0.4*0.5	<0.100%	±0.2	1.2	0.417	0.5	BA1.2*0.5	<0.250%	/					
	3.125	1.25	BA0.4*1.25	<0.500%	±0.2		1.042	1.25	BA1.2*1.25	<1.00%	/					
0.45	1.111	0.5	BA0.45*0.5	<0.150%	±0.225	1.5	0.333	0.5	BA1.5*0.5	<0.250%	/					
	2.778	1.25	BA0.45*1.25	<0.625%	±0.225		0.833	1.25	BA1.5*1.25	<1.00%	/					

BA SELECTION EXAMPLE



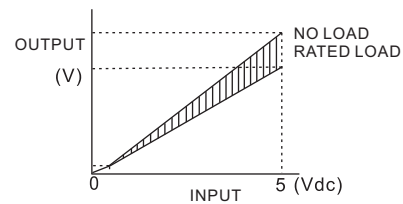
SPECIFICATION

PARAMETER	SPECIFICATION	
Input	Vin: +5Vdc±2%, Max Input current is 550mA. +24Vdc, +15Vdc, +12Vdc (Input Optional) +0.7Vdc~vin = 0~100% rated output	
Output	0.1KV~10kv (Optional)	
Isolation Voltage	< ±500 Vdc.	
Voltage error	The max voltage is ±10% under rated load.	
Working temperature	+25°C~+75°C.	
Storage temperature	-55°C~+105°C.	
Dimension	0.433" H x 0.433" W x 0.433" D (11mm x 11mm x 11mm).	Weight
	0.85" H x 0.85" W x 0.85" D (21.6mm x 21.6mm x 21.6mm).	

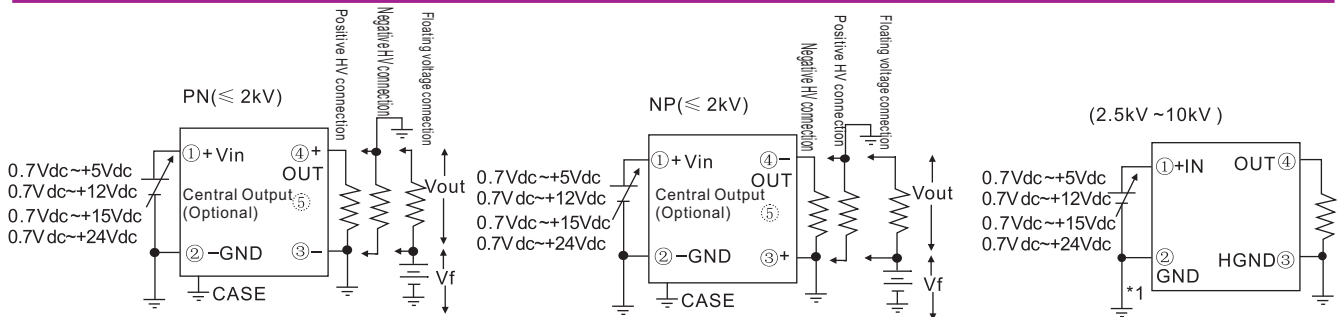
PIN INFORMATION

PIN	PARAMETER					
1	Input +12Vdc±2%, +24Vdc, +15Vdc, +5Vdc (Optional)					
2	Power Ground					
3	PN	Negative Output	NP	Positive Output	2.5kV	HV GND
4	≤ 2kV	Positive Output	≤ 2kV	Negative Output	~10kV	HV Output
5	Central output (Optional)					

OUTPUT VOLTAGE CONTROL SPECIFICATION

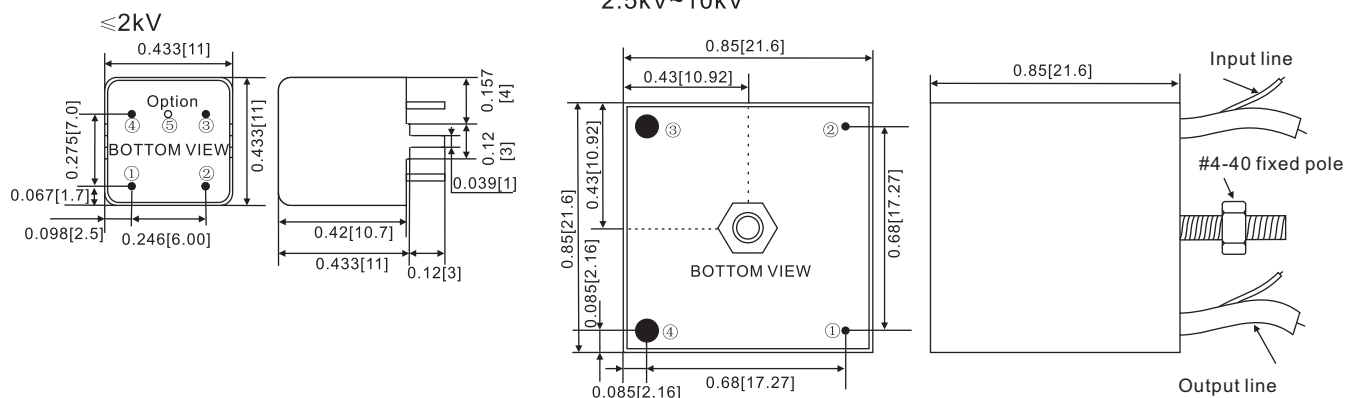


CONNECTION



DIMENSION

Unit: inch (mm)



APPLICATION SPECIFIC