

20X11X9

- OUTPUT VOLTAGE 100V ~ 600V
- OUTPUT POWER 0.1W
- OVER CURRENT, SHORT CIRCUIT PROTECTION
- +5V, +12V, +15V, +24V INPUT
- COMPACT AND LIGHT WEIGHT
- LOW TEMPERATURE COEFFICIENT 10PPM/°C
- LOW NOISE ,LOW RIPPLE<5MVP-P
- HIGH STABILITY: 10PPM/HR

## INTRODUCTION

Wisman's MMC series of high voltage 0.1W micro-modules that provide output voltages ranging from 100V to 600V. MMC modules are compact six-sided shielded modules with ultra-low noise, high stability and ultra-low temperature coefficient. All models are provided with external potentiometer or an external voltage monitoring panel. This series modules have protection functions including over current protection, arc fault protection and short circuit protection.

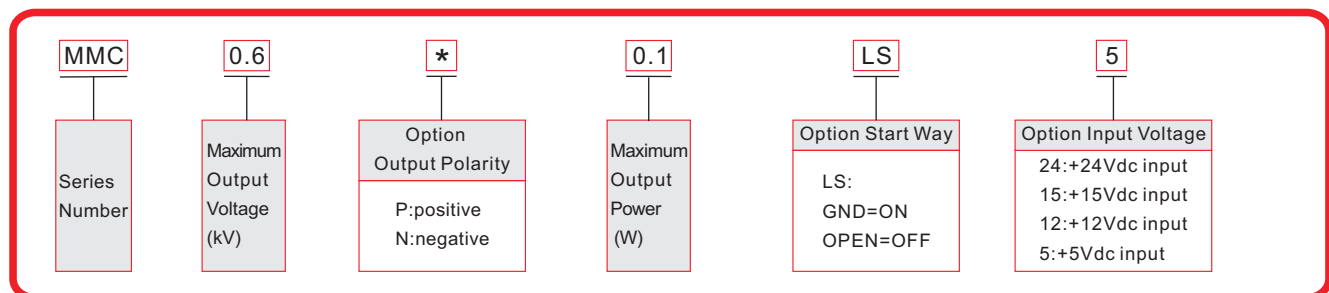
## TYPICAL APPLICATIONS

Mass spectrometry, photomultiplier tubes (PMT), solid state detectors, Piezo crystal devices, ultrasonic transducers, microchannel plates (MCP), spectroscopy, scintillation counters, electron multiplier detectors, nuclear Instruments, electrophoresis, semiconductor testing, DNA sequencing, radiation counter, electron and ion beams, electrostatic chuck, high voltage, bias hipot testing, precision lenses, image intensifiers, semiconductor testing, chemical applications, laboratory applications, industrial application supplies.

## MMC SELECTION TABLE

kV	mA	P(W)	MODEL	kV	mA	P(W)	MODEL
0.1	1.00	0.1	MMC0.1*0.1	0.2	0.50	0.1	MMC0.2*0.1
0.3	0.33	0.1	MMC0.3*0.1	0.4	0.25	0.1	MMC0.4*0.1
0.5	0.20	0.1	MMC0.5*0.1	0.6	0.17	0.1	MMC0.6*0.1

## MMC SELECTION EXAMPLE





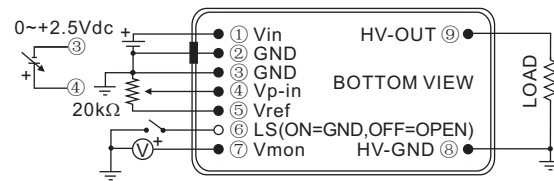
**MMC SPECIFICATIONS**

PARAMETER	DESCRIBE
Input Voltage	+5Vdc±2%, input current 90mA max. +12Vdc±2%, +15Vdc±2%, +24Vdc±2% input available.
Output	0.1kV,0.2kV,0.3kV,0.4kV,0.5kV,0.6kV. 0~0.1W optional
Stability	0.001%/hr after a 30 minute warm-up period.
Temperature Coefficient	<10ppm /°C.
Ripple	<5mVp-p.
Voltage Programming	By external 20kΩ potentiometer or external voltage control(Vp-in) 0~+2.5Vdc, Zin = 100kΩ.
Voltage Monitor	0~+2.5Vdc=0 to 100% output. Zout = 20kΩ. Accuracy=±1%.
Voltage Line Regulation	±0.001% (input voltage change±2%).
Voltage Load Regulation	±0.01% (no load to full load change).
Operating Temperature	0°C~+50°C.(-55°C~+125°C can be customized)
Storage Temperature	-40°C~+85°C.
Humidity	20%~85% RH, non-condensing.
Cooling	Convection cooled.
Dimensions	0.354" H x 0.433" W x 0.787" D (9.00mm x 11.00mm x 20.00mm).
Weight	9g.

**MMC PIN INFORMATION**

PIN	DESCRIPTION
1	Input voltage +5Vdc±2%,Option +12Vdc±2%,+15Vdc±2%,+24Vdc±2%
2	Power Ground
3	Signal Ground
4	Voltage Programming,0~+2.5Vdc=0~100%of rated output,Zin=100kΩ
5	+2.5Vdc Reference
6	LS:GND=ON,OPEN=OFF(OPTION)
7	Voltage monitor,0~2.5Vdc =0~100% of rated output,Zout=20kΩ
8	HV Ground
9	HV Output

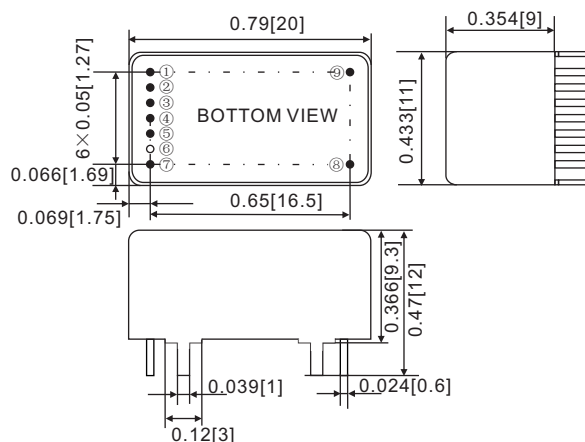
**MMC CONNECTION DIAGRAM**



Note: Case must connected to ground

**MMC DIMENSIONS**

DIMENSIONS:in.[mm]



**A**  
**MICRO-MODULES**